

openheart Living with myocardial ischaemia and no obstructive coronary arteries: a qualitative study

Helen Humphreys ¹, Danielle Paddock,¹ Sarah Brown,^{2,3} Colin Berry,⁴ Aynsley Cowie ⁵, Susan Dawkes,^{6,7} Simon Nichols⁶

► Additional supplemental material is published online only. To view, please visit the journal online (<https://doi.org/10.1136/openhrt-2023-002569>).

To cite: Humphreys H, Paddock D, Brown S, *et al.* Living with myocardial ischaemia and no obstructive coronary arteries: a qualitative study. *Open Heart* 2024;**11**:e002569. doi:10.1136/openhrt-2023-002569

Received 23 November 2023
Accepted 20 January 2024



© Author(s) (or their employer(s)) 2024. Re-use permitted under CC BY. Published by BMJ.

¹Centre for Behavioural Science and Applied Psychology, Sheffield Hallam University, Sheffield, UK

²Cardiovascular Care Partnership, London, UK

³International Heart Spasms Alliance, London, UK

⁴BHF Glasgow Cardiovascular Research Centre, University of Glasgow, Glasgow, UK

⁵Cardiac Rehabilitation, NHS Ayrshire and Arran, Kilmarnock, UK

⁶School of Nursing, Midwifery and Paramedic Practice, Robert Gordon University, Aberdeen, UK

⁷School of Nursing and Midwifery, Edith Cowan University, Joondalup, Western Australia, Australia

Correspondence to
Dr Helen Humphreys; h.humphreys@shu.ac.uk

ABSTRACT

Objective To explore the lived experience of people with myocardial ischaemia with no obstructive arteries.

Design Qualitative study using semistructured interviews.

Setting Telephone interviews with 17 participants living in the UK.

Participants 17 people (2 males, 15 females; aged 31–69 years) with a presumed or confirmed diagnosis of myocardial ischaemia with no obstructive arteries, recruited via social media and online patient-led support forums.

Results Five themes were generated. Theme 1 describes the wide range of experiences that participants described, particularly the frequency and intensity of symptoms, and the uncertainty and fear that symptoms commonly provoked. Theme 2 describes the major impact on social relationships, employment and other aspects of everyday life. Theme 3 illustrates challenging and traumatising experiences participants described around pathways to diagnosis and accessing medical support. Theme 4 highlights the lack of consensus and clarity that participants had been confronted with around treatment and management. Theme 5 describes coping and supportive strategies valued by participants.

Conclusions This study provides insight into the challenges of living with myocardial ischaemia with no obstructive arteries. Findings highlight the significant psychological impact on people living with these conditions and the need for improvements in diagnosis, support and long-term management.

BACKGROUND

Coronary artery disease is traditionally characterised by obstructive atherosclerosis. However, up to two in five people experience symptoms of myocardial ischaemia without obstructive coronary artery disease.¹ This condition can be caused by a range of underlying pathologies including coronary endothelial dysfunction, microvascular remodelling, microvascular and epicardial spasm and vasomotor abnormalities.² A range of medical terms is used to describe distinct aspects of these conditions, including microvascular angina, coronary microvascular dysfunction, vasospastic angina, coronary

WHAT IS ALREADY KNOWN ON THIS TOPIC

⇒ There is an increasing awareness of the prevalence of ischaemia with non-obstructive coronary arteries (INOCA) and ongoing work to improve its diagnosis. However, very little is known about the lived experience of people with these conditions, and therefore, how they could or should be supported.

WHAT THIS STUDY ADDS

⇒ This study provides a richer understanding of the lived experiences of people with INOCA. It highlights the significant impact on quality of life and challenges associated with everyday living and navigating the healthcare system. It illustrates an urgent need to improve awareness, treatment and support.

HOW THIS STUDY MIGHT AFFECT RESEARCH, PRACTICE OR POLICY

⇒ The study provides a rationale for improvements in education and training for first-line staff including paramedics, accident and emergency and cardiology professionals to improve the experiences of people with INOCA who present with acute symptoms. It highlights the value of shared decision-making and multidisciplinary care for people living with INOCA and the importance of involving people with lived experience in the design and delivery of care pathways and support.

vasospasms, coronary artery spasms, Prinzmetal/variant angina and angina/ischaemia with no obstructive coronary arteries (ANOCA/INOCA). Women are disproportionately affected, particularly over the age of 40 years.^{3,4}

While the prevalence of INOCA is increasingly described, the nature of this condition is not.² To date, the primary focus has been to develop a diagnostic consensus.^{5–7} However, the relationships between symptoms, mechanisms, diagnosis and treatment responses are incompletely understood.⁸

Increasing investment in understanding diagnosis and treatment is a welcome development given the significant implications for the health and well-being of those affected.

Self-reported survey data highlight a substantial adverse impact on quality of life including physical, social and mental health.^{9 10} However, there is a paucity of qualitative evidence about patients' experiences of living with these conditions. This is important for understanding what is needed to improve support, long-term management of the condition and to optimise quality of life. This study investigated the lived experience of people with INOCA to gather qualitative evidence which will later inform the design and implementation of care pathways and surrounding support.

AIMS

We carried out a qualitative investigation to (1) explore the lived experiences and (2) understand the support and rehabilitation needs of people living with a confirmed or presumed diagnosis of INOCA. Our analysis generated two sets of themes which are presented in two separate manuscripts. This manuscript presents findings relating to the first aim, that is, peoples' lived experiences of INOCA conditions.

METHODS

Interviews were conducted with English-speaking adults aged >18 years who self-identified as having INOCA. This was defined as microvascular angina, coronary microvascular dysfunction/disease, vasospastic angina, coronary vasospasms, coronary artery spasms, Prinzmetal or variant angina, ANOCA/INOCA. Considering previous research detailing the challenges of diagnosis and advice from a patient with lived experience of INOCA, we did not ask participants to provide objective evidence of a definitive diagnosis but to self-identify based on their current medical advice. Information about the study was shared by patient representatives via online patient support groups, personal social media accounts and included in a British Heart Foundation 'Heart Voices' newsletter.

People expressing an interest in the study were provided with details about the research and invited to an informal telephone discussion with the interviewer (HH) to discuss the research aims and procedures. Those wishing to proceed completed a written consent form returned via email or post prior to interview. Recruitment ceased after interviewing 17 participants, when thematic saturation was reached.¹¹

Patient and public involvement

Study materials including the protocol, participant information sheet and consent forms and interview guides were developed under the guidance of a person with lived experience of INOCA. Discussions highlighted the importance of monitoring participants for signs of stress caused by the interview and ensuring that participation did not trigger chest pain. This prompted the inclusion of a specific distress protocol to guide the interviewer. Other improvements included the refinement of

language to ensure that a range of terms used by patients to describe their condition were included.

Interview procedures

An interview guide taking the form of a workbook (online supplemental material 1) was sent to participants prior to their interview. This provided participants with space to reflect and make notes on their lived experience prior to the interview, although it was stressed that doing so was entirely optional. The workbook included broad open questions about current health concerns and the impact of INOCA symptoms and/or diagnosis. It was followed by more specific questions about managing lifestyle, medications and psychological health. The workbook was subsequently used as a semistructured interview guide.

Interviews were conducted via Zoom or Microsoft Teams, with three interviews carried out by telephone to suit participants' preferences or connectivity requirements. All interviews were conducted by HH, an experienced female qualitative psychology researcher. Interviews were audiorecorded and limited to a maximum of 1 hour to limit cognitive or emotional burden for participants.

Data analysis

Recordings were transcribed verbatim by a professional transcription service. Transcripts were sent to participants for review; one participant responded with minor clarifications which were included in our analysis.

Reflexive thematic analysis with inductive, semantic coding¹² was used to analyse the data. Consistent with recommendations, we did not set out to achieve inter-coder reliability.¹³ Instead, two researchers coded the transcripts separately to encourage reflexivity and ensure our analysis considered different possible interpretations. Two researchers (HH and DP, both with postgraduate psychology qualifications and experience in qualitative analysis) reviewed 50% of the transcripts each. DP and HH independently developed preliminary coding frameworks presenting initial themes, which they compared, merged and refined. Further discussion with a third researcher (AC) supported the sense-checking of candidate themes. Preliminary themes were also shared with all interview participants at this point, who were encouraged to feed back any questions or views. Four participants responded, advising that the themes presented gave a fair reflection of their experiences. Final themes are presented below along with illustrative participant quotes.

RESULTS

Seventeen participants expressed an interest to participate in the study and subsequently took part in an interview. A further four people requested information but did not subsequently participate, and six people were deemed ineligible due to a history of obstructive coronary artery disease. [Table 1](#) shows the gender, age, self-reported diagnosis of participants.

Table 1 Participant characteristics

Characteristic	N
Participants recruited	17
Gender	
Male	2
Female	15
Age	
31	1
36	1
41	1
47	1
50	1
51	1
52	1
53	1
56	1
58	2
59	2
61	1
68	2
69	1
Self-reported diagnosis	
Coronary vasospastic angina (CVA)	1
Microvascular angina + suspected vasospastic angina (MVA, VSA)	1
Coronary artery spasm (CAS)	4
Microvascular angina (MVA)	5
Vasospastic angina (VSA)	1
Coronary microvascular dysfunction + coronary artery spasm (CMD, CAS)	1
Vasospastic angina / Coronary artery spasm (VSA/ CAS)	1
Microvascular angina + vasospasms (MVA)	1
Variant angina	1

Five themes were developed to reflect participants' lived experience:

- ▶ Living with fear and uncertainty.
- ▶ Disruption to normal life.
- ▶ Psychological impact of the journey to diagnosis.
- ▶ Lack of clarity over treatment and management.
- ▶ Coping and supportive strategies.

Themes are presented alongside illustrative participant quotes.

THEME 1: LIVING WITH FEAR AND UNCERTAINTY

Participants gave rich, detailed accounts of their experiences of living with a set of conditions that are highly individual but commonly underpinned with significant fear and uncertainty. It was clear from the interviews that there was no 'typical' INOCA presentation. Participants'

symptoms ranged in length, frequency, regularity, intensity or severity and predictability. They described either isolated, infrequent, regular or clustered 'attacks' involving chest pain, which was sometimes mild and relatively manageable, and at other times escalated until it was intolerable and required emergency medical intervention. For some participants, the chest pains were sometimes accompanied by breathlessness and sometimes the attacks were followed by fatigue and/or brain fog:

You can be really, really seriously bad for weeks and weeks and weeks at a time and then you think oh it's eased off... you start to relax a little bit and then it'll strike again. So, it can be anywhere between a couple of weeks to a couple of months.... If I went [to hospital] every time I had pain I'd be there every day (P8; CMD/CAS)

...I'm not a person that has loads every day or week or whatever, it tends to come in clusters, and I can go months and months apart.... it can be very frightening and excruciating and they can range from mild to absolutely I've nearly passed out... We've had to have the ambulance out several times (P11; VSA/CAS)

There was a wide variation in predictability of these attacks. Some participants were clear about what triggered their chest pain; cold weather, physical exertion, emotional stress and/or food were variably cited as triggers, but this was individual, and no specific trigger was cited universally. Other participants felt that the attacks were largely unpredictable:

With this, you can just be sitting, not even thinking about it, and it can strike. It's the not knowing. It's the unpredictability is as disabling as the actual pain and fatigue (P8; CMD/CAS).

The unpredictability of these conditions, alongside the potential for attacks to become severe and highly distressing, left many participants living with substantial fear and uncertainty. The intensity of the chest pain was reported by one participant as equivalent to childbirth, and by several others as equivalent to a heart attack:

...it was... absolutely terrifying... I never in a million years thought it was going to be that severe the pain, and that sudden... that's been the toughest thing to deal with, I think, and just that fear. (P3; CAS)

Many participants also highlighted concerns regarding their long-term health. This included questions about whether attacks were causing long-term damage to their heart, concerns about ageing and the onset of associated comorbidities:

...every time I have a spasm or a really bad spasm, especially at night because I can't do anything about that, you know, it's restrictive blood flow to your heart therefore is it damaging it?... Because I didn't have an unhealthy heart and I don't want to develop one. (P16, Variant angina)

THEME 2: DISRUPTION TO NORMAL LIFE

For most participants, the onset of their condition had a profound impact on their everyday lives, relationships, work and employment. Many reported needing to take long-term breaks from work or retiring altogether as a result of their symptoms, which had been difficult to accept and for some had challenged their sense of identity. Others had reduced working hours or were considering doing so. Participants expressed concerns about maintaining employment while managing their condition, particularly avoiding physical exertion or emotional stress and worried about becoming too ill to work in the future:

I do feel fearful about going back to work... I don't know how I'm going to be back working and I do feel a bit, well quite fearful really of the stress and pressure. (P17; MVA)

Social relationships were affected in different ways. Some participants described their condition bringing them closer to their family through their need for support, although this was accompanied by regret about the impact on those close to them:

... it's drawn us together as a family and we communicate as a family in a way we wouldn't have done before. So that's the positive bit... But there's a lot of negative as well, living in pain is pretty tough. And my family have to watch me in pain. (P1; CVA)

Other participants described challenges in their relationships where family and friends did not understand their symptoms or their severity:

For me, it's more emotional relationships, as I say there has been a real breakdown in mine... When I come back in from a school run if he's about and I'm there laid on the kitchen floor clutching at my chest and I just think he thinks I'm being dramatic (P14; MVA/Vasospasm)

Some participants reported finding it difficult to commit to, or fulfil social obligations and worried about the effect on their relationships:

...this weekend we're off to [location] for a week, which is the first time we've been away for several years, but it makes it quite difficult... to plan the good stuff, because you're always kind of like yeah but what if this happens? (P7; MVA)

THEME 3: PSYCHOLOGICAL IMPACT OF THE JOURNEY TO DIAGNOSIS

Participants' descriptions of how they came to a diagnosis, whether presumed or confirmed, were often fraught with stories of being misdiagnosed, misbelieved or mistreated. Challenges included the invasive diagnostic tests that not all hospitals were willing or able to perform and the fact

that many cardiology and other medical professionals were not aware of or accepting of these conditions:

So again back and forward, back to see a different cardiologist, oh she wasn't having any of it, I have been a cardiologist for X amount of years, I know my job and this cannot be your heart, it's psychosomatic again.... and this went on, gosh through my 20s, through my 30s, meanwhile I was in A&E goodness knows how many times with this pain. And they just dismissed it... They did a standard angiogram and said oh your main coronary arteries are normal... this is not your heart (P8; CMD/CAS)

So a lot of people will go into A&E. They'll have baby rises in troponin, under the threshold.... it's very difficult to catch a spasm in action (P1; CVA)

Participants described receiving mixed diagnoses depending on individual consultants. They also described a hierarchy of opinions at play, with many having to seek increasingly senior second opinions from specialists to establish their diagnosis. Their own opinion, as the person experiencing the pain, was often not prioritised:

And I went to see some really prominent cardiologists who misdiagnosed me... And that angiogram result, I felt absolutely validated because I thought I'm right. I am right and I was right about my body. (P1; CVA)

I did question my sanity at times and I actually thought so this is what it feels like to be mad. Because you have a sense of yourself and what you're feeling, but all those around you perceive differently. And that had quite a huge impact on my mental health. (P2; MVA/VSA)

Several participants described distressing incidents of being admitted to hospital with extreme chest pain and yet not being taken seriously. Advocating for oneself among sceptical healthcare professionals, during or following an episode of intense pain was described by some participants using emotive language including 'trauma' and 'gaslighting':

And then when I'm being told that it's not my heart that triggered off other things, you know, stress, anger, and then actually it's like PTSD afterwards (P8; CMD/CAS)

The experiences reported by participants indicate an urgent need for improved awareness, understanding and training among both A&E and cardiology professionals:

And I won't even go into A&E for whatever anymore because there's no point... they don't understand it and as far as they're concerned my ECG is fine and my troponin is negative. (P15; MVA)

A few participants, especially those with longer histories of INOCA, acknowledged that there may be increasing awareness, or a shift in attitudes. This may be reflected

in participants with more recent onset of symptoms attaining a quicker diagnosis:

... now the response I'm getting is actually you are a group of patients that we have neglected and it's about time we looked after you a lot better... That was what the cardiologist said to me last time. So there is a growing awareness. (P1; CVA)

THEME 4: LACK OF CLARITY OVER TREATMENT AND MANAGEMENT

Participants expressed frustration, disappointment and concern at the lack of clarity over treatment and management pathways. Many described frustrating experiences of trial and error with medication, and a lack of confidence in the sufficiency of research evidence or guidance about managing their condition:

And because of the lack of research or the lack of appropriate treatment, you can try different drugs but there's no cure and there's no targeted treatment at the moment. So sometimes it's a hit or a miss. (P2; MVA/VSA)

Participants whose condition was managed in primary care rather than cardiology tended to report that general practitioners (GPs) were open-minded and willing to help, but in most cases the GP lacked specialist knowledge of the condition and had no authority to request additional cardiology tests. Participants who reported more satisfaction were those who felt that different healthcare professionals were working in a coordinated way for them:

[My GP] is very helpful and we are working together. We worked together before I found a cardiologist which would listen to me... and now we're continuously working with cardiologist and my GP... to tailor treatment (P13; CMD)

THEME 5: COPING AND SUPPORTIVE STRATEGIES

Participants highlighted a range of factors that helped them manage and cope. There was a sense of empowerment for most in getting a diagnosis (sometimes even just presumed). Although many expressed a desire for more research to understand the underpinning causal mechanisms of the condition, they acknowledged that diagnosis provided an opportunity to educate themselves about what was happening to them:

Power! At least you know what you're dealing with, you know what's going on (P11; VSA/CAS)

Establishing protocols around treatment or medication was another way to regain some control. This was aided by supportive healthcare professionals, willing to work with the participant over time to understand their unique presentation of symptoms and triggers alongside their other comorbidities and circumstances:

... because with my cardiologist and GP, we were trying and looking what's happening, the treatment, it's not hundred percent yet, but it seems like I understand more these triggers and what to expect, how it affects me as a whole, and also how different medicines work. So I think I am... on the way to become more stable and more in control of my condition. (P13; CMD)

Common self-management strategies were another way to improve perceived control. Activities included low-impact physical activity such as swimming and walking, taking care of pets, gentle forms of exercise such as yoga or tai chi, meditation and mindfulness. Participants emphasised the importance of these activities for managing their emotions and stress levels, to reduce the likelihood of attacks and also to maintain positive well-being. Emotional well-being included accepting their condition and how it had changed their life (although reluctantly), realigning priorities, reducing their exposure to external stressors where possible and distinguishing between things within or beyond their control:

... some of the ideas that I'm just trying to implement myself... making sure I have a little walk each day or something, if I can do that, and prioritising self-care and things for me and sort of realising that actually it is OK to put myself or my family forward (P7; MVA)

Finally, participants cited the value of peer support. Many had been recruited from online, peer-led support groups and commented on how vital these were as a source of emotional support, advice and information about their condition. Some described peer support as a lifeline in helping them to secure or understand their diagnosis:

I've joined a group on Facebook who also have these spasms, so it's kind of opened it up to a network of people and we can share stories and tips of how we can improve our way of life and things to look out for and just stuff like that. It has helped in that respect quite significantly. (P4; CAS)

Finding the support group has been such a relief to have an outlet to speak to people who understand where others don't... And I've seen so many people say they're so thankful for the group, like it's literally saved so many people going through such tough times, because... it does change your life (P9; CAS)

DISCUSSION

Acute experiences and psychological impact

Our findings provide important insights into the substantial impact of INOCA on quality of life, building on previous research^{14 15} by offering rich descriptions of the realities of living with these conditions. For most participants, the adverse psychological impact of their condition was a consequence of experiencing unpredictable physical 'attacks' combined with the distress associated

with a lack of support and at times, challenging confrontations from healthcare professionals. There are some similarities with the experiences reported by people living with other medically unexplained symptoms (eg, fibromyalgia) who face a lack of clear advice and experience significant difficulties gaining a diagnosis.¹⁶ However, for people with INOCA the relapsing nature of the condition meant that many had on multiple occasions required emergency medical care. A dangerous consequence of these bad experiences in healthcare settings was the tendency for some people to resist seeking medical help in the future. Given the difficulties in differentiating ischaemic symptoms due to coronary spasm from those arising due to acute coronary thrombosis or other acute cardiac problem, this could leave people vulnerable to experiencing a definitive cardiac event.¹⁵ It also prevents a pattern of their attacks being recorded systematically over time, making it harder to establish or advocate for a diagnosis. A systematic review of cardiac disease-induced posttraumatic stress disorder (PTSD) suggests that risk of PTSD is higher for patients with increased hospitalisation, more invasive procedures and more negative illness representations.¹⁷ Although the review did not cover INOCA specifically, the likelihood of repeated hospital admissions for people with these conditions, lack of clarity about diagnosis and the invasive angiograms they may undergo indicates a need for better assessment of possible PTSD and steps to reduce likelihood of hospital-induced PTSD. Our study highlights an urgent need for education and training for first-line staff including paramedics, accident and emergency and cardiology professionals to ensure INOCA is considered as a possible cause of chest pain, there is clarity about how to investigate it and people presenting with suspected INOCA symptoms are treated respectfully and empathically.

Improving diagnosis

Most participants placed high value on getting a diagnosis, although not all felt that it was necessary to have this confirmed via coronary angiography. For some, a presumed diagnosis had been sufficient to enable them to start researching and understanding their condition, better positioning them to self-advocate and self-manage. The routes to diagnosis described by participants highlighted a pervasive lack of consensus among clinical decision-makers, where years of experience in cardiology were not necessarily indicative of more awareness about INOCA. An ongoing challenge in raising awareness and making diagnosis quicker and easier will be that there is no typical presentation of symptoms. This means that hypothetico-deductive reasoning may be flawed in this context¹⁸ and highlights the importance of empathy and shared decision-making, which aims to value the patients' opinion in the diagnosis.¹⁹ Peer-aided judgement and/or centres of excellence could help to connect patients with specialists for diagnosis, although this raises challenges associated with equity of access. Ongoing challenges associated with access to a definitive diagnosis also have

implications for research. Participants in the current study were invited to self-identify based on their current medical advice but future research could gather information from participants on their medical therapy, results of any invasive and non-invasive diagnostic tests, and may also consider collecting data on current disease grade. This might contribute to a clearer picture of how symptoms present and affect quality of life across the spectrum of INOCA presentations.

Long-term management

Good quality, trusting relationships with clinicians were highlighted in this study as key to feeling supported. Participants had varied experiences whereby some had access to cardiology teams and others were under the care of their GP. A multidisciplinary approach where healthcare professionals worked together with the patient was most satisfactory. This needed to happen over time so that participants developed an understanding of their individual triggers and patterns of symptoms, and tailored care plans could be developed accordingly. Clinical trials in North America have found that specialist multidisciplinary care leads to significant improvements in risk-factor management, quality of life and depression in addition to fewer emergency department visits and hospitalisations.²⁰ Our findings suggest that more clarity is needed around eligibility for ongoing cardiology care and how this can be managed alongside input from primary care professionals. Collaboration could be improved by providing pain education and other supporting information to empower patients and their healthcare professionals to identify and manage chest pain appropriately.

Peer support from other individuals affected by INOCA was a fundamental element of many participants' support networks. Most had highly valued interactions with peers and participated in online support groups, which they had sought out themselves. These communities were a rich source of knowledge about managing conditions, advocating for diagnosis and providing essential emotional support which was lacking in the formal healthcare system. This is consistent with previous research evidencing the value of such pooled collective knowledge.²¹ Online patient communities are a key source of information about how to manage INOCA and should be directly involved in the design and development of future treatment and support.

Strengths and limitations

- ▶ To our knowledge, this article is the first to explore the lived experience of INOCA using semistructured interviews.
- ▶ The study design enabled in-depth inquiry into lived experiences.
- ▶ All aspects of the study were designed under the guidance of a patient–public involvement member with relevant lived experience.

- ▶ Participants were recruited via social media and online support groups, thus it was not possible to capture the views of people who were digitally excluded.
- ▶ Participants' experiences were limited to the UK and not necessarily reflective of other international healthcare systems.

Twitter Colin Berry @ColinBerryMD

Acknowledgements The authors thank all the participants for sharing their time and experiences.

Contributors Conception and design of the study: HH, SN and SB. Data collection: HH. Analysis and interpretation of data: HH, DP and AC. Drafting and/or revision of the manuscript: HH, DP, SB, CB, SD, AC and SN. Approval of final manuscript: HH, DP, SB, CB, SD, AC and SN. HH is responsible for the overall content as guarantor.

Funding This work was supported by British Heart Foundation (BHF) Clinical Research Collaborative. CB is supported by the BHF (RE/18/634217).

Competing interests CB is employed by the University of Glasgow which holds consultancy and research agreements with companies that have commercial interests in the diagnosis and treatment of ischaemic heart disease. The companies include Abbott Vascular, AstraZeneca, Boehringer Ingelheim, GSK, HeartFlow, Menarini, Novartis and Siemens Healthcare. These companies had no involvement in this manuscript.

Patient consent for publication Not applicable.

Ethics approval This study involves human participants and was approved by Sheffield Hallam University REC (Ref: ER39732717). Participants gave informed consent to participate in the study before taking part.

Provenance and peer review Not commissioned; externally peer reviewed.

Data availability statement No data are available. Complete transcripts are not available to protect participant anonymity.

Supplemental material This content has been supplied by the author(s). It has not been vetted by BMJ Publishing Group Limited (BMJ) and may not have been peer-reviewed. Any opinions or recommendations discussed are solely those of the author(s) and are not endorsed by BMJ. BMJ disclaims all liability and responsibility arising from any reliance placed on the content. Where the content includes any translated material, BMJ does not warrant the accuracy and reliability of the translations (including but not limited to local regulations, clinical guidelines, terminology, drug names and drug dosages), and is not responsible for any error and/or omissions arising from translation and adaptation or otherwise.

Open access This is an open access article distributed in accordance with the Creative Commons Attribution 4.0 Unported (CC BY 4.0) license, which permits others to copy, redistribute, remix, transform and build upon this work for any purpose, provided the original work is properly cited, a link to the licence is given, and indication of whether changes were made. See: <https://creativecommons.org/licenses/by/4.0/>.

ORCID iDs

Helen Humphreys <http://orcid.org/0000-0003-3474-2793>

Aynsley Cowie <http://orcid.org/0000-0003-2214-7137>

REFERENCES

- 1 Patel MR, Peterson ED, Dai D, *et al.* Low diagnostic yield of elective coronary angiography. *N Engl J Med* 2010;362:886–95.
- 2 Vogel B, Acevedo M, Appelman Y, *et al.* The Lancet women and cardiovascular disease Commission: reducing the global burden by 2030. *The Lancet* 2021;397:2385–438.
- 3 Reynolds HR, Shaw LJ, Min JK, *et al.* Association of Sex With Severity of Coronary Artery Disease, ISCHEMIA, and Symptom Burden in Patients With Moderate or Severe ISCHEMIA: secondary Analysis of the ISCHEMIA Randomized Clinical Trial. *JAMA Cardiol* 2020;5:773–86.
- 4 Jones E, Eteiba W, Merz NB. Cardiac syndrome X and microvascular coronary dysfunction. *Trends Cardiovasc Med* 2012;22:161–8.
- 5 Beltrame JF, Crea F, Kaski JC, *et al.* Coronary vasomotion disorders international study group (COVADIS). International standardization of diagnostic criteria for vasospastic angina. *Eur Heart J* 2017;38:2565–8.
- 6 Ong P, Camici PG, Beltrame JF, *et al.* Coronary vasomotion disorders international study group. International standardization of diagnostic criteria for microvascular angina. *Int J Cardiol* 2018;250:16–20.
- 7 Widmer RJ, Samuels B, Samady H, *et al.* The functional assessment of patients with non-obstructive coronary artery disease: expert review from an international microcirculation working group. *EuroIntervention* 2019;14:1694–702.
- 8 Ferdinand KC, Samson R. Nonobstructive coronary artery disease in women: risk factors and noninvasive diagnostic assessment. *CVIA* 2019;3:349–61.
- 9 Gulati M, Khan N, George M, *et al.* Ischemia with no obstructive coronary artery disease (INOCA): a patient self-report quality of life survey from INOCA international. *Int J Cardiol* 2023;371:28–39.
- 10 Tseng L, Shah S, Curry L, *et al.* Abstract 11244: Illness perception and the impact of a definitive diagnosis on women with ischemia without obstructive coronary artery disease: a qualitative study. *Circulation* 2021;144.(Suppl. 1)
- 11 Saunders B, Sim J, Kingstone T, *et al.* Saturation in qualitative research: exploring its conceptualization and operationalization. *Qual Quant* 2018;52:1893–907.
- 12 Clarke V, Braun V. Successful qualitative research: a practical guide for beginners. *Successful Qualitative Research*;2013:1–400.
- 13 Braun V, Clarke V. What can 'thematic analysis' offer health and wellbeing researchers? *Int J Qual Stud Health Well-Being* 2014;9:26152.
- 14 Min JK, Dunning A, Lin FY, *et al.* Age- and sex-related differences in all-cause mortality risk based on coronary computed tomography angiography findings results from the International Multicenter CONFIRM (Coronary CT Angiography Evaluation for Clinical Outcomes: an International Multicenter Registry) of 23,854 patients without known coronary artery disease. *J Am Coll Cardiol* 2011;58:849–60.
- 15 Gulati M, Cooper-DeHoff RM, McClure C, *et al.* Adverse cardiovascular outcomes in women with nonobstructive coronary artery disease: a report from the Women's Ischemia Syndrome Evaluation Study and the St James Women Take Heart Project. *Arch Intern Med* 2009;169:843–50.
- 16 Ashe SC, Furness PJ, Taylor SJ, *et al.* A qualitative exploration of the experiences of living with and being treated for fibromyalgia. *Health Psychol Open* 2017;4.
- 17 Vilchinsky N, Ginzburg K, Fait K, *et al.* Cardiac-disease-induced PTSD (CDI-PTSD): a systematic review. *Clin Psychol Rev* 2017;55:92–106.
- 18 Haeri A, Hemmati P, Yaman H. What kind of curriculum can better address community needs? Problems arisen by hypothetical-deductive reasoning. *J Med Syst* 2007;31:173–7.
- 19 Probst MA, Noseworthy PA, Brito JP, *et al.* Shared Decision-Making as the Future of Emergency Cardiology. *Can J Cardiol* 2018;34:117–24.
- 20 Parvand M, Cai L, Ghadiri S, *et al.* One-year prospective follow-up of women with INOCA and MINOCA at a Canadian women's heart centre. *Can J Cardiol* 2022;38:1600–10.
- 21 Allen C, Vassilev I, Kennedy A, *et al.* Long-term condition self-management support in online communities: a meta-synthesis of qualitative papers. *J Med Internet Res* 2016;18:e61.

Designing cardiac rehabilitation programmes for people with NOCAD – patient workbook

This workbook is designed to explain what cardiac rehabilitation is and help you think about how relevant it might be for you. You can read through this workbook and make notes before your interview but [please remember this is optional](#). We will go through the workbook together during the interview.

Living with non-obstructive coronary artery disease (NOCAD) including:

Microvascular angina

Coronary Microvascular dysfunction/ disease

Vasospastic angina

Coronary Vasospasms

Coronary Artery Spasms

Prinzmetal/Variant Angina

Angina/Ischaemia with no obstructive coronary arteries (ANOCA/INOCA)


If you have one of the conditions above (either presumed or confirmed), which fall under the umbrella term of NOCAD, this means the blood flow to your heart may be restricted and that you experience symptoms of angina, like chest pain.

We want to understand what it is like living with any of the conditions above, that fall under the umbrella term NOCAD.

What are your biggest health concerns (if you have any)? Use the space below to reflect or make notes if you wish.



Have you noticed any positive changes or experiences since being diagnosed with NOCAD?



Cardiac prevention and rehabilitation programmes (cardiac rehabilitation) for people with NOCAD

Cardiac rehabilitation is a programme designed to support recovery and rehabilitation after a cardiac event. The programme should be tailored to each individual patient but usually includes a mix of exercise and education to support your physical and emotional wellbeing. We would like to understand how suitable current programmes are for people with NOCAD and the best way to offer them so that people will want to take part. Please think about how relevant each part of the programme is for you, and how we can make sure it meets your needs.



Exercise and physical activity

How do you currently manage this?

How confident are you about this (and why)?

How can we make this aspect of cardiac rehabilitation relevant and helpful for people with NOCAD?



Diet and healthy eating

How do you currently manage this?

How confident are you about this (and why)?

How can we make this aspect of cardiac rehabilitation relevant and helpful for people with NOCAD?



Stopping or reducing smoking

How do you currently manage this?

How confident are you about this (and why)?

How can we make this aspect of cardiac rehabilitation relevant and helpful for people with NOCAD?

Education and medical risk management

The education part of cardiac rehabilitation should be delivered using high quality teaching methods which suit different peoples' learning styles. It should use resources to help people to learn about their condition and how to manage it. Many topics could be covered. Please think about how relevant and/or important these topics are for you and make any suggestions about how we should deliver this part of the programme:

	This is important (tick if yes)	Any notes or comments on the best way to support people with this topic:
Managing NOCAD symptoms (e.g. chest pain)		
Managing risk factors such as blood pressure, lipids (fats in the blood) and glucose (blood sugar) on my own		
Using medicines to manage risk factors such as blood pressure, lipids (fats in the blood) and glucose (blood sugar)		
Using other non-medical approaches to manage risk factors such as blood pressure, lipids and glucose (e.g. physical activity, diet)		
Managing my alcohol use		
Managing smoking		
Managing my emotions and mental health		
Understanding when to seek help and where to go for that (from health professionals, and others in my social network)		
Managing daily activities such as housework, washing and dressing, gardening, and caring for my family		
Work and employment		

Resuming and maintaining sexual relations		
Surgery and implants		
Cardiopulmonary resuscitation		
Anything else?		

Emotional Health

People taking part in cardiac rehabilitation may experience many different emotional issues, and they should be offered screening and support for these. Please think about how relevant and/or important these issues are for you and make any suggestions about how we should deliver this part of the programme:

	This is important (tick if yes)	Any notes or comments on the best way to deliver this part of the programme
Anxiety and depression, post-traumatic stress (PTSD)		
Quality of Life		
Stress		
Social relationships		
Alcohol and substance use		

Understanding the best way to offer cardiac rehabilitation



When do you think people with NOCAD should be approached about cardiac rehabilitation?

Who and/or how should be people be approached?

When would you like / would have liked to start cardiac rehabilitation? (e.g. how soon after a cardiac event

If you have multiple hospital admissions, how should this considered or managed alongside when/how you are invited to take part in cardiac rehabilitation?

Cardiac rehabilitation is offered in different ways across the UK. Some people take part from home using the internet or working from a written guide. Other people attend a centre and complete the programme with a group of other patients, supervised by healthcare professionals. Which format do you think you would most prefer? Please put a tick next to the one you most prefer and cross next to the one you least prefer.

	Put a  next to the one you most prefer and a  next to the one you least prefer	Note down any reasons for your choice and anything else you think we should consider about this
Home-based following a programme on the internet		
Home-based following a written guide or manual		
Centre-based (at the hospital or an NHS health centre)		
Centre-based (at a place in the community e.g. a leisure centre)		
Somewhere else?		

When would you like to attend cardiac rehabilitation?

	Put a ✓ next to the one you most prefer and a X next to the one you least prefer	Why would this time work best for you?
Morning		
Afternoon		
Evening		
Weekends		

Getting the maximum benefit from cardiac rehabilitation

We want to understand what people with NOCAD think they can gain from taking part in cardiac rehabilitation. Please complete the statements below:

I think people with NOCAD should take part in cardiac rehabilitation because:

If I took part in cardiac rehabilitation I would like to see these changes or improvements to my health:

Is there anything else you think we should consider when designing cardiac rehabilitation programmes for people with NOCAD?

Thank you for taking the time to take part in our study.